



**Genest Lifetime Warranty**

**Family-Owned Since 1927**

**Made in Maine**



Genest is pleased to offer a **TRANSFERABLE LIFETIME WARRANTY** on the structural integrity of our paving stones and landscape retaining walls for residential use.

For more info about our warranty, turn to **page 76** or visit **[genestconcrete.com](http://genestconcrete.com)**



# Engineering of a Genest Paving Stone

## Strength Meets Beauty

Genest began manufacturing paving stones in the 1980's, using a technology developed in Germany. This manufacturing process is called "Face Mix" and most of all the paver production in Europe now uses this method.

The manufacturing process starts with a "base mix" of high strength concrete combined with a high concentration of stone, mostly granite. This combination creates a paving stone with solid strength and durability. Next, we combine selected fine aggregate and a high concentration of cement and color pigment in the "face mix". This results in a more brilliant color blend, and a solid surface with no visible signs of stone.

During this process, the "base mix" is placed into the mold and compressed. Once the base is compacted, the "face mix" is immediately added and compressed together as a composite whole. The pavers now move onto the next stages of manufacturing. When installed, these paving stones will withstand severe New England weather conditions and continue performing as designed for years to come.

### GENEST PAVING STONES & WALLS

- Structural Integrity
- Durability
- Salt Resistance
- Limited Lifetime Warranty
- Fine Aggregates
- High Cement Content
- Brilliant Colors
- Exceeds Industry Standards

**No unsightly stones or holes**

**Resists damage from  
freeze-thaw cycles**

**High concentration  
of large stone and  
high-strength concrete**

**Cover:** 13 TIDEWATER STONE™ in Granite Blend

**Inside Cover:** 47 BLUE HILL FLAGGING™ & 63 HIGHLAND STONE® COLUMN BLOCK in Granite Blend



# Table of Contents

## Paving Stones

<b>Katahdin Stone®</b>	7
<b>Grand Katahdin Stone™</b>	9
<b>Katahdin Stone® Circle</b>	11
<b>Tidewater Stone®</b>	13
<b>Eastern Bay Stone™</b>	15
<b>Baxter Stone®</b>	17
<b>Grand Baxter Stone™</b>	19
<b>Baxter Stone® Circle</b>	21
<b>Tradeport Stone™</b>	23
<b>Camden Bay Stone</b>	25
<b>Harborline Brick®</b>	27
<b>Hollandstone</b>	29
<b>Stormwater Brick®</b>	31



## Large Format Stones

<b>Windham Ridge Flagging™</b>	33
<b>Kennebec Flagging</b>	35
<b>Portland Plank Stone</b>	37
<b>Portland Plank Stone 8"</b>	39
<b>Jordan Bay Flagging</b>	41
<b>Lexington Park Tile</b>	43
<b>Denmark Tile™</b>	45
<b>Blue Hill Flagging™</b>	47
<b>XXL Plaza Stone</b>	49
<b>Duragreen®</b>	51



Outdoor Living

Outdoor <b>Fire Pits</b>	53
<b>Borders &amp; Accents</b>	55

Comfort Block Wall Systems

<b>Comfort Block 8" - CB-8</b>	57
--------------------------------	----

Retaining Wall Systems

<b>Highland Stone®</b> Retaining Wall	59
<b>Highland Stone®</b> Freestanding Wall	61
<b>Highland Stone®</b> Column Block	63
<b>Diamond®</b> & <b>Diamond Stone Cut®</b>	65
<b>Diamond Pro®</b> & <b>Diamond Pro Stone Cut®</b>	67
<b>Retaining Wall Accessory</b> Products	69
<b>Aspen Stone®</b> & Genest <b>Garden Wall Stone®</b>	71

Genest manufacturers retaining walls under license from Anchor Wall Systems, Inc.

Laying Styles & Warranty

<b>Paving Stones</b> Laying Styles	73
<b>Large Format Stones</b> Laying Styles	74
<b>Transferable Lifetime Warranty</b>	76





# Katahdin Stone®

## Natural Stone Texture

## Antiqued Edge

Katahdin Stone® can be used in combination with Grand Katahdin Stone™ or Katahdin Stone® Circle for additional laying styles. It is available in four different color options, each a unique blend of three different colors. Each color can be used alone or combined to create unique and dynamic color blends.



PRODUCT INFORMATION

Pallet wt	3,225 lbs
Sq ft per pallet	117.81 sq ft
Layers per pallet	11
Sq ft per layer	10.71 sq ft

3-Piece System  
All three sizes are together on one pallet.



UNIT DIMENSIONS

Height	2 3/8" (60 mm)
Width	4 3/4" (120 mm)
Length	4 3/4" (120 mm)
Units/Pallet	231
Units/Layer	21
Units/Sq ft	6.4
Sq ft/Unit	.15

Height	2 3/8" (60 mm)
Width	4 3/4" (120 mm)
Length	7 1/8" (180 mm)
Units/Pallet	154
Units/Layer	14
Units/Sq ft	4.3
Sq ft/Unit	.23

Height	2 3/8" (60 mm)
Width	4 3/4" (120 mm)
Length	9 1/2" (240 mm)
Units/Pallet	154
Units/Layer	14
Units/Sq ft	3.2
Sq ft/Unit	.31

COLOR OPTIONS

Lakeshore	Meadow	Riverbed (Limited Availability)	Granite Blend

# Grand Katahdin

## Stone™

### Large Scale Design Possibilities

### Antiqued Edge

Grand Katahdin Stone™ has the texture of natural stone and an antiqued edge. The larger stones offer additional design possibilities for patios and walkways. It also can be used in combination with Katahdin Stone® for additional laying style options.





## PRODUCT INFORMATION

Pallet wt	3,460 lbs
Sq ft per pallet	124 sq ft
Layers per pallet	10
Sq ft per layer	12.4 sq ft

### 3-Piece System

All three sizes are together on one pallet.

**Grand Katahdin Stone™ is not intended for vehicular traffic.**



## UNIT DIMENSIONS



Height	2 3/8" (60 mm)
Width	9 1/2" (240 mm)
Length	4 3/4" (120 mm)
Units/Pallet	60
Units/Layer	6
Units/Sq ft	3.2
Sq ft/Unit	.31



Height	2 3/8" (60 mm)
Width	9 1/2" (240 mm)
Length	9 1/2" (240 mm)
Units/Pallet	80
Units/Layer	8
Units/Sq ft	1.6
Sq ft/Unit	.62



Height	2 3/8" (60 mm)
Width	9 1/2" (240 mm)
Length	14 1/4" (360 mm)
Units/Pallet	60
Units/Layer	6
Units/Sq ft	1.06
Sq ft/Unit	.94

## COLOR OPTIONS



Lakeshore



Meadow



Riverbed (Limited Availability)



Granite Blend

# Katahdin

## Stone® Circle

### Accents & Patterns Enhance Design

### Antiqued Edge

Designed to work with Katahdin Stone® and Grand Katahdin Stone™. One pallet will produce two 7' circles or one 9' 10" circle (4 layers per 7' circle).

Please allow some spacing between stones for laying styles. Spare stones are included in the pallet.





PRODUCT INFORMATION

Pallet wt	2,080 lbs
Sq ft per pallet	82.5 sq ft
Layers per pallet	8
Sq ft per layer	10.31 sq ft

5-Piece System  
All five sizes are together on one pallet.



UNIT DIMENSIONS



Center Piece

Height	2 3/8" (60 mm)
Units/Pallet	8
Units/Layer	1



Square

Height	2 3/8" (60 mm)
Units/Pallet	104
Units/Layer	13



Large Wedge

Height	2 3/8" (60 mm)
Units/Pallet	16
Units/Layer	2



Rectangle

Height	2 3/8" (60 mm)
Units/Pallet	80
Units/Layer	10



Small Wedge

Height	2 3/8" (60 mm)
Units/Pallet	240
Units/Layer	30

COLOR OPTIONS



Lakeshore



Meadow



Riverbed (Limited Availability)



Granite Blend



# Tidewater Stone®

## Storm Water Management

## Antiqued Edge

Tidewater Stone's unique design makes it suitable for traditional paver installations and as a permeable paver for storm water management. The sizes of Tidewater Stone® make them a great fit for driveway installations. The weathered edges and wide color range make it a great fit for all outdoor living spaces.








PRODUCT INFORMATION

Pallet wt	3,236 lbs
Sq ft per pallet	86.40 sq ft
Layers per pallet	9
Sq ft per layer	9.6 sq ft


4-Piece System  
All four sizes are together on one pallet.




UNIT DIMENSIONS

		
Height 3 1/8" (80 mm)	Height 3 1/8" (80 mm)	Height 3 1/8" (80 mm)
Width 5 1/4" (134 mm)	Width 5 1/4" (134 mm)	Width 5 1/4" (134 mm)
Length 4 3/4" (120 mm)	Length 5 1/4" (134 mm)	Length 7" (179 mm)
Units/Pallet 90	Units/Pallet 108	Units/Pallet 90
Units/Layer 10	Units/Layer 12	Units/Layer 10
Units/Sq ft 5.76	Units/Sq ft 5.22	Units/Sq ft 3.92
Sq ft/Unit .18	Sq ft/Unit .19	Sq ft/Unit .25

	
Height 3 1/8" (80 mm)	
Width 5 1/4" (134 mm)	
Length 10 1/2" (269 mm)	
Units/Pallet 81	
Units/Layer 9	
Units/Sq ft 2.61	
Sq ft/Unit .38	



Becomes permeable when installed according to ICPI specifications for permeable pavements with open-graded base and sub-base for infiltration and storage.

COLOR OPTIONS

			
Lakeshore	Meadow	Riverbed (Limited Availability)	Granite Blend




# Eastern Bay Stone™

## Storm Water Management

## Natural Stone Texture

Eastern Bay Stone™ is a versatile paving stone. It was designed for conventional paver installations and can also be used as a permeable paver for storm water management.

You can choose from four laying styles. It will also compliment our antiqued edged pavers, when used in your design as a border stone.





PRODUCT INFORMATION

Pallet wt	3,330 lbs
Sq ft per pallet	128 sq ft
Layers per pallet	10
Sq ft per layer	12.8 sq ft



UNIT DIMENSIONS

Height	2 3/8" (60 mm)
Width	4 3/4" (120 mm)
Length	9 1/2" (240 mm)
Units/Pallet	400
Units/Layer	40
Units/Sq ft	3.2
Sq ft/Unit	.31



Becomes permeable when installed according to ICPI specifications for permeable pavements with open-graded base and sub-base for infiltration and storage.

COLOR OPTIONS


Lakeshore	Meadow	Riverbed (Limited Availability)	Granite Blend
Charcoal			

# Baxter Stone®

**Signature Curved  
Edges**

**Natural Stone Texture**

Baxter Stone® is a favorite choice for creating a rustic look. The signature edges of this paver imitate the curved waves of natural stone. Great for gentle curved walkways when laid in a running bond, and patios in either laying style.







PRODUCT INFORMATION




Pallet wt	3,300 lbs
Sq ft per pallet	121 sq ft
Layers per pallet	11
Sq ft per layer	11 sq ft
4-Piece System	
All four sizes are together on one pallet.	



UNIT DIMENSIONS

		
Height 2 3/8" (60mm)	Height 2 3/8" (60 mm)	Height 2 3/8" (60 mm)
Width 5 1/2" (140 mm)	Width 5 1/2" (140 mm)	Width 5 1/2" (140 mm)
Length 4" (104 mm)	Length 5 1/2" (140 mm)	Length 8" (209 mm)
Units/Pallet 132	Units/Pallet 132	Units/Pallet 99
Units/Layer 12	Units/Layer 12	Units/Layer 9
Units/Sq ft 6.66	Units/Sq ft 5	Units/Sq ft 3.22
Sq ft/Unit .15	Sq ft/Unit .20	Sq ft/Unit .31
		
Height 2 3/8" (60mm)		
Width 5 1/2" (140 mm)		
Length 11" (279 mm)		
Units/Pallet 99		
Units/Layer 9		
Units/Sq ft 2.44		
Sq ft/Unit .41		

COLOR OPTIONS

		
Cumberland Blend	Earth Blend	Granite Blend





# Grand Baxter Stone™

**Storm Water  
Management**

**Chiseled, Natural Edge**

Grand Baxter Stone™ has the texture of natural stone and a chiseled edge. The larger stones offer additional design possibilities for patios and walkways. It can also be used in combination with Baxter Stone® or Baxter Stone® Circle for additional laying style options.



## PRODUCT INFORMATION

Pallet wt	2,605 lbs
Sq ft per pallet	97.35 sq ft
Layers per pallet	11
Sq ft per layer	8.85 sq ft

### 3-Piece System

All three sizes are together on one pallet.

**Grand Baxter Stone™ is not intended for vehicular traffic.**



## UNIT DIMENSIONS



Height	2 3/8" (60 mm)
Width	11" (280 mm)
Length	5 1/2" (140 mm)
Units/Pallet	44
Units/Layer	4
Units/Sq ft	2.38
Sq ft/Unit	.42



Height	2 3/8" (60 mm)
Width	11" (280 mm)
Length	11" (280 mm)
Units/Pallet	44
Units/Layer	4
Units/Sq ft	1.19
Sq ft/Unit	.84



Height	2 3/8" (60 mm)
Width	11" (280 mm)
Length	16 1/2" (420 mm)
Units/Pallet	33
Units/Layer	3
Units/Sq ft	1.26
Sq ft/Unit	1.26

## COLOR OPTIONS



Cumberland Blend



Earth Blend



Granite Blend



Becomes permeable when installed according to ICPI specifications for permeable pavements with open-graded base and sub-base for infiltration and storage.

# Baxter

## Stone® Circle

**Accents & Patterns  
Enhance Design**

**Natural Edge**

Designed to work with the Baxter Stone®, Grand Baxter Stone™ and Acadia Stone®. One pallet will produce two 7' circles or one 9' 10" circle (4 layers per 7' circle).

Please allow some spacing between stones for laying styles. Spare stones are included in the pallet.










PRODUCT INFORMATION

Pallet wt	2,080 lbs
Sq ft per pallet	82.5 sq ft
Layers per pallet	8
Sq ft per layer	10.31 sq ft




5-Piece System  
All five sizes are together on one pallet.



UNIT DIMENSIONS

		
<b>Center Piece</b>	<b>Large Wedge</b>	<b>Small Wedge</b>
Height 2 3/8" (60 mm)	Height 2 3/8" (60 mm)	Height 2 3/8" (60 mm)
Units/Pallet 8	Units/Pallet 16	Units/Pallet 240
Units/Layer 1	Units/Layer 2	Units/Layer 30
		
<b>Square</b>	<b>Rectangle</b>	
Height 2 3/8" (60 mm)	Height 2 3/8" (60 mm)	
Units/Pallet 104	Units/Pallet 80	
Units/Layer 13	Units/Layer 10	

COLOR OPTIONS

		
Cumberland Blend	Earth Blend	Granite Blend

# Tradeport Stone™

**Smooth  
Texture**

**Clean Lines**

The larger size stones add appeal and distinction to any landscape project. The finish of Tradeport Stone™ offers a clean and striking look.



PRODUCT INFORMATION

Pallet wt	3,145 lbs
Sq ft per pallet	114.4 sq ft
Layers per pallet	11
Sq ft per layer	10.4 sq ft




3-Piece System  
All three sizes are together on one pallet.

**Tradeport Stone™ in 60 mm is not intended for vehicular traffic.**

*80 mm by special order only: Tradeport Stone in 80 mm can be used in light vehicular applications such as a residential driveway.*



UNIT DIMENSIONS

		
Height 2 3/8" (60 mm)	Height 2 3/8" (60 mm)	Height 2 3/8" (60 mm)
Width 7 7/8" (200 mm)	Width 7 7/8" (200 mm)	Width 7 7/8" (200 mm)
Length 7 7/8" (200 mm)	Length 11 13/16" (300 mm)	Length 15 3/4" (400 mm)
Units/Pallet 44	Units/Pallet 88	Units/Pallet 44
Units/Layer 4	Units/Layer 8	Units/Layer 4
Units/Sq ft 2.38	Units/Sq ft 1.56	Units/Sq ft 1.18
Sq ft/Unit .42	Sq ft/Unit .64	Sq ft/Unit .85

COLOR OPTIONS

	
Earth Blend	Granite Blend




# Camden Bay

## Stone

### Natural Cobblestone Appearance

### Old World Charm

Camden Bay Stone is a classic choice for landscape projects. The stone sizes are ideal for walkways and patios. The natural cobblestone appearance will give an old world charm to your outdoor living space.





**6" x 6"**

Pallet wt.	3,290 lbs
Sq ft per pallet	120 sq ft
Layers per pallet	10
Sq ft per layer	12 sq ft



Height	2 3/8" (60 mm)	Units/Layer	48
Width	6" (152 mm)	Units/Sq ft	4
Length	6" (152 mm)	Sq ft/Unit	.25
Units/Pallet	480		



**6" x 9"**

Pallet wt.	3,088 lbs
Sq ft per pallet	112.5 sq ft
Layers per pallet	10
Sq ft per layer	11.25 sq ft



Height	2 3/8" (60 mm)	Units/Layer	30
Width	6" (152 mm)	Units/Sq ft	2.67
Length	9" (229 mm)	Sq ft/Unit	.375
Units/Pallet	300		

**COLOR OPTIONS**



Granite Blend



Meadow



Charcoal

# Harborline Brick®

## Subtle Wire-Cut Characteristics

## Old World Charm

Harborline Brick® has all the subtle characteristics of an old handmade brick. Perfect for walkways and patios, this paver will add a touch of class and charm to any New England home.







PRODUCT INFORMATION

Pallet wt	2,960 lbs
Sq ft per pallet	108 sq ft
Layers per pallet	9
Sq ft per layer	12 sq ft

UNIT DIMENSIONS



Height	2 3/8" (60 mm)
Width	4" (100 mm)
Length	8" (200 mm)
Units/Pallet	486
Units/Layer	54
Units/Sq ft	4.5
Sq ft/Unit	.22


COLOR OPTIONS



Cumberland Blend



Garden Blend



Cumberland/Garden  
Blend

*Pallets of both  
Cumberland and  
Garden Blends  
must be purchased  
separately and mixed  
upon installation.*

# Hollandstone

**Traditional Look of  
Clay Brick**

**Durable**

Hollandstone paving stones beautifully combine the traditional look of clay brick with the durability of concrete. Available in a variety of earth tones and color blends. Hollandstone pavers offer multiple design possibilities.



60 mm

Pallet wt	2,960 lbs
Sq ft per pallet	108 sq ft
Layers per pallet	9
Sq ft per layer	12 sq ft



Height	2 3/8" (60 mm)	Units/Layer	54
Width	4" (100 mm)	Units/Sq ft	4.5
Length	8" (200 mm)	Sq ft/Unit	.22
Units/Pallet	486		



80 mm *Special order only—ask for color choices.*

Pallet wt	3,220 lbs
Sq ft per pallet	85.36 sq ft
Layers per pallet	8
Sq ft per layer	10.67 sq ft



Height	3 1/8" (80mm)	Units/Layer	47
Width	4" (100mm)	Units/Sq ft	4.5
Length	8" (200mm)	Sq ft/Unit	.22
Units/Pallet	376		

COLOR OPTIONS



Antique Red



Charcoal



Cumberland Blend



Granite Blend



New England Blend



Summer Blend






# Stormwater Brick®

**Economical &  
Environmentally Friendly**

**Controls Water Runoff**

The Stormwater Brick® used as part of a permeable pavement system is an excellent way to control water runoff. The aggregate base used in the system helps to filter and reduce pollutants. The ground water is recharged because the water is not running off the pavement. It collects and properly handles storm water, providing a functional and attractive paving solution for residential applications.



## PRODUCT INFORMATION

Pallet wt	2,740 lbs
Sq ft per pallet	78.24 sq ft
Layers per pallet	8
Sq ft per layer	9.78 sq ft

4" x 8" and 4" x 4" all on one pallet.  
Each layer contains 6 half units.



## UNIT DIMENSIONS



Height	3 1/8" (80 mm)
Width	4" (100 mm)
Length	8" (200 mm)
Units/Pallet	328
Units/Layer	41
Units/Sq ft	4.5
Sq ft/Unit	.22



Height	3 1/8" (80 mm)
Width	4" (100 mm)
Length	4" (100 mm)
Units/Pallet	48
Units/Layer	6
Units/Sq ft	9
Sq ft/Unit	.11

## COLOR OPTIONS



Cumberland Blend



Granite Blend



Becomes permeable when installed according to ICPI specifications for permeable pavements with open-graded base and sub-base for infiltration and storage.


# Windham Ridge

## Flagging™

**Simulates  
Natural Stone**

**Clean, Modern Look**

Windham Ridge Flagging™ has a riven-faced texture which simulates natural stone. Each of the large scale pieces offers designs that are only found in natural stone pavements. Create a patio or walkway with the look of natural stone without the inconsistent thickness. When used in combination with Kennebec Flagging you can create even more interesting and dramatic design styles.





PRODUCT INFORMATION




Pallet wt	3,150 lbs
Sq ft per pallet	114.73 sq ft
Layers per pallet	11
Sq ft per layer	10.43 sq ft

3-Piece System  
All three sizes are together on one pallet.





**Roller Compactor Recommended**  
**Windham Ridge Flagging™ is not intended for use in driveways or other vehicular applications.**



UNIT DIMENSIONS

		
Height 2 3/8" (60 mm)	Height 2 3/8" (60 mm)	Height 2 3/8" (60 mm)
Width 7 1/16" (180 mm)	Width 14 3/16" (360 mm)	Width 14 3/16" (360 mm)
Length 14 3/16" (360 mm)	Length 14 3/16" (360 mm)	Length 21 1/4" (540 mm)
Units/Pallet 33	Units/Pallet 33	Units/Pallet 22
Units/Layer 3	Units/Layer 3	Units/Layer 2
Units/Sq ft 1.44	Units/Sq ft .71	Units/Sq ft .48
Sq ft/Unit .69	Sq ft/Unit 1.40	Sq ft/Unit 2.09

COLOR OPTIONS

			
Granite Blend	Lakeshore	Meadow	Riverbed (Limited Availability)

# Kennebec

## Flagging

**Simulates  
Natural Stone**

**Elegant Style**

Kennebec Flagging has the same riven-faced texture as our popular Windham Ridge Flagging™ in an extra large format. The larger stone sizes offer a clean, modern look. Use them to create a grand entrance, striking pool patio or a majestic outdoor living room. When used in combination with Windham Ridge Flagging™, you can create even more interesting and dramatic design styles.



PRODUCT INFORMATION

Pallet wt	2,400 lbs
Sq ft per pallet	84.72 sq ft
Layers per pallet	8
Sq ft per layer	10.59 sq ft




3-Piece System  
All three sizes are together on one pallet.

***Roller Compactor Recommended***





**Kennebec Flagging is not intended for use in driveways or other vehicular applications.**



UNIT DIMENSIONS

		
Height 2 3/8" (60 mm)	Height 2 3/8" (60 mm)	Height 2 3/8" (60 mm)
Width 14 3/16" (360 mm)	Width 21 1/4" (540 mm)	Width 21 1/4" (540 mm)
Length 21 1/14" (540 mm)	Length 21 1/4" (540 mm)	Length 35 7/16" (900 mm)
Units/Pallet 8	Units/Pallet 8	Units/Pallet 8
Units/Layer 1	Units/Layer 1	Units/Layer 1
Units/Sq ft .48	Units/Sq ft .32	Units/Sq ft .19
Sq ft/Unit 2.09	Sq ft/Unit 3.14	Sq ft/Unit 5.23

COLOR OPTIONS

			
Granite Blend	Lakeshore	Meadow	Riverbed (Limited Availability)





# 4" Portland Plank

Stone

**Storm Water  
Management**

**Modern Design**

The Portland Plank Stone is a completely new look in a paving stone. The elongated look allows for designs with a clean, modern appearance.



PRODUCT INFORMATION

Pallet wt	2851 lbs
Sq ft per pallet	63.36 sq ft
Layers per pallet	4
Sq ft per layer	15.84 sq ft

The Portland Plank Stone 24" is not intended for vehicular traffic due to the 24" long unit exceeding the aspect ratio of 4:1 (length to thickness) recommended by the ICPI for driveways.



UNIT DIMENSIONS

<div><div></div><div>New</div></div> <table><tr><td>Height</td><td>4" (102 mm)</td></tr><tr><td>Width</td><td>4" (102 mm)</td></tr><tr><td>Length</td><td>24" (610 mm)</td></tr><tr><td>Units/Pallet</td><td>96</td></tr><tr><td>Units/Layer</td><td>24</td></tr><tr><td>Units/Sq ft</td><td>1.52</td></tr><tr><td>Sq ft/Unit</td><td>.66</td></tr></table>	Height	4" (102 mm)	Width	4" (102 mm)	Length	24" (610 mm)	Units/Pallet	96	Units/Layer	24	Units/Sq ft	1.52	Sq ft/Unit	.66	<div><div></div><div>New</div></div> <table><tr><td>Height</td><td>4" (102 mm)</td></tr><tr><td>Width</td><td>4" (102 mm)</td></tr><tr><td>Length</td><td>16" (406 mm)</td></tr><tr><td>Units/Pallet</td><td>144</td></tr><tr><td>Units/Layer</td><td>36</td></tr><tr><td>Units/Sq ft</td><td>2.27</td></tr><tr><td>Sq ft/Unit</td><td>.44</td></tr></table>	Height	4" (102 mm)	Width	4" (102 mm)	Length	16" (406 mm)	Units/Pallet	144	Units/Layer	36	Units/Sq ft	2.27	Sq ft/Unit	.44	<div><div></div></div> <table><tr><td>Height</td><td>4" (102 mm)</td></tr><tr><td>Width</td><td>4" (102 mm)</td></tr><tr><td>Length</td><td>12" (305 mm)</td></tr><tr><td>Units/Pallet</td><td>192</td></tr><tr><td>Units/Layer</td><td>48</td></tr><tr><td>Units/Sq ft</td><td>3.03</td></tr><tr><td>Sq ft/Unit</td><td>.33</td></tr></table>	Height	4" (102 mm)	Width	4" (102 mm)	Length	12" (305 mm)	Units/Pallet	192	Units/Layer	48	Units/Sq ft	3.03	Sq ft/Unit	.33
Height	4" (102 mm)																																											
Width	4" (102 mm)																																											
Length	24" (610 mm)																																											
Units/Pallet	96																																											
Units/Layer	24																																											
Units/Sq ft	1.52																																											
Sq ft/Unit	.66																																											
Height	4" (102 mm)																																											
Width	4" (102 mm)																																											
Length	16" (406 mm)																																											
Units/Pallet	144																																											
Units/Layer	36																																											
Units/Sq ft	2.27																																											
Sq ft/Unit	.44																																											
Height	4" (102 mm)																																											
Width	4" (102 mm)																																											
Length	12" (305 mm)																																											
Units/Pallet	192																																											
Units/Layer	48																																											
Units/Sq ft	3.03																																											
Sq ft/Unit	.33																																											

COLOR OPTIONS

<div><div></div></div> <div>Earth Blend</div>	<div><div></div></div> <div>Granite Blend</div>	<div><div></div></div> <div>Custom Finishes &amp; Colors Available</div>
---	---	--

P

Becomes permeable when installed according to ICPI specifications for permeable pavements with open-graded base and sub-base for infiltration and storage.




# 8" Portland Plank New

Stone

**Storm Water Management**

**Modern Design**

The 8" Portland Plank is part of the Portland Plank collection. Add additional pattern possibilities when using the 4" and 8" Portland plank in your design. Simple yet elegant, with a contemporary and fresh look.








PRODUCT INFORMATION

Pallet wt	2851lbs
Sq ft per pallet	63.36 sq ft
Layers per pallet	4
Sq ft per layer	15.84 sq ft


The Portland Plank Stone 24" is not intended for vehicular traffic due to the 24" long unit exceeding the aspect ratio of 4:1 (length to thickness) recommended by the ICPI for driveways.




UNIT DIMENSIONS

		
Height 4" (102 mm)	Height 4" (102 mm)	Height 4" (102 mm)
Width 8" (203 mm)	Width 8" (203 mm)	Width 8" (203 mm)
Length 24" (610 mm)	Length 16" (406 mm)	Length 12" (305 mm)
Units/Pallet 48	Units/Pallet 72	Units/Pallet 96
Units/Layer 12	Units/Layer 18	Units/Layer 24
Units/Sq ft .76	Units/Sq ft 1.14	Units/Sq ft 1.52
Sq ft/Unit 1.32	Sq ft/Unit .88	Sq ft/Unit .66


COLOR OPTIONS



Earth Blend



Granite Blend



Custom Finishes & Colors Available



Becomes permeable when installed according to ICPI specifications for permeable pavements with open-graded base and sub-base for infiltration and storage.

# Jordan Bay

## Flagging

**Riven-Faced  
Texture**

**Modern Design**

Jordan Bay Flagging is perfect for an entryway, backyard patio, pool deck or outdoor entertainment areas. The larger stones with a riven-faced texture create a stunning appearance.



PRODUCT INFORMATION

Pallet wt	2,845 lbs
Sq ft per pallet	106.2 sq ft
Layers per pallet	10
Sq ft per layer	10.62 sq ft

**Roller Compactor Recommended**  
**Jordan Bay Flagging is not intended for use in driveways or other vehicular applications.**



UNIT DIMENSIONS

Height	2 3/8" (60 mm)
Width	16" (406 mm)
Length	16" (406 mm)
Units/Pallet	60
Units/Layer	6
Units/Sq ft	.56
Sq ft/Unit	1.77

COLOR OPTIONS

Granite Blend	Meadow



# Lexington Park

## Tile

**Smooth  
Texture**

**Clean Lines**

Lexington Park Tile is perfect for an entryway, backyard patio, pool deck or outdoor entertainment areas. With their smooth texture and clean lines, these slab stones create a stunning, contemporary appearance.



PRODUCT INFORMATION

Pallet wt	2,617 lbs
Sq ft per pallet	96 sq ft
Layers per pallet	6
Sq ft per layer	16 sq ft

***Roller Compactor Recommended***

**Lexington Park Tile is not intended for use in driveways or other vehicular applications.**



UNIT DIMENSIONS

Height	2 3/8" (60 mm)
Width	24" (610 mm)
Length	24" (610 mm)
Units/Pallet	24
Units/Layer	4
Units/Sq ft	.25
Sq ft/Unit	4

COLOR OPTIONS

Granite Blend	Meadow	Natural	Natural Shot Blast

# Denmark

Tile™ **New**

**Smooth  
Texture**

**Clean Lines**

The combination of the 3-pieces of Denmark Tile creates contrast and definition for a sleek modern look. Perfect for patios, pool decks, and outdoor entertainment areas.







PRODUCT INFORMATION

Pallet wt	2,240 lbs
Sq ft per pallet	81.84 sq ft
Layers per pallet	8
Sq ft per layer	10.23 sq ft

3-Piece System  
All three sizes are together on one pallet.

**Roller Compactor Recommended**  
**Denmark Tile is not intended for use in driveways or other vehicular applications.**

UNIT DIMENSIONS



Height	2 3/8" (60 mm)
Width	7 1/8" (180 mm)
Length	35 7/16" (900 mm)
Units/Pallet	24
Units/Layer	3
Units/Sq ft	.58
Sq ft/Unit	1.71



Height	2 3/8" (60 mm)
Width	7 1/8" (180 mm)
Length	21 1/4" (540 mm)
Units/Pallet	24
Units/Layer	3
Units/Sq ft	.98
Sq ft/Unit	1.02



Height	2 3/8" (60 mm)
Width	7 1/8" (180 mm)
Length	14 1/4" (360 mm)
Units/Pallet	24
Units/Layer	3
Units/Sq ft	1.47
Sq ft/Unit	.68

COLOR OPTIONS



Granite Blend



Meadow

# Blue Hill

Flagging™ **New**

**Riven Face  
Texture**

**Clean Lines**

Looking for texture with a contemporary look? Blue Hill Flagging is the right choice. This durable paver comes in 3 sizes and will make an impact on any residential or commercial project.








PRODUCT INFORMATION

Pallet wt	2,240 lbs
Sq ft per pallet	81.84 sq ft
Layers per pallet	8
Sq ft per layer	10.23 sq ft

3-Piece System  
All three sizes are together on one pallet.

**Roller Compactor Recommended**  
**Blue Hill Flagging is not intended for use in driveways or other vehicular applications.**

UNIT DIMENSIONS

		
Height 2 3/8" (60 mm)	Height 2 3/8" (60 mm)	Height 2 3/8" (60 mm)
Width 7 1/8" (180 mm)	Width 7 1/8" (180 mm)	Width 7 1/8" (180 mm)
Length 35 7/16" (900 mm)	Length 21 1/4" (540 mm)	Length 14 1/4" (360 mm)
Units/Pallet 24	Units/Pallet 24	Units/Pallet 24
Units/Layer 3	Units/Layer 3	Units/Layer 3
Units/Sq ft .58	Units/Sq ft .98	Units/Sq ft 1.47
Sq ft/Unit 1.71	Sq ft/Unit 1.02	Sq ft/Unit .68

COLOR OPTIONS







# XXL Plaza

## Stone

**Large Scale  
Elegance**

**120 mm Thick**

XXL Plaza large format stones are some of the toughest pavers available in the United States. Designed for heavy traffic areas, urban and village squares, with a clean modern look that's sure to add appeal to any large scale project.



200 mm x 400 mm

PRODUCT INFORMATION

Pallet wt.	2,960 lbs
Sq ft per pallet	51.6 sq ft
Layers per pallet	5
Sq ft per layer	10.32 sq ft

UNIT DIMENSIONS

			
Height	4 3/4" (120 mm)	Units/Layer	12
Width	7 7/8" (200 mm)	Units/Sq ft	1.16
Length	15 3/4" (400 mm)	Sq ft/Unit	.86
Units/Pallet	60	Unit Wt	49.3 lbs

400 mm x 600 mm

PRODUCT INFORMATION

Pallet wt.	3,020 lbs
Sq ft per pallet	51.6 sq ft
Layers per pallet	5
Sq ft per layer	10.32 sq ft

UNIT DIMENSIONS


			
Height	4 3/4" (120 mm)	Units/Layer	4
Width	15 3/4" (400 mm)	Units/Sq ft	.39
Length	23 5/8" (600 mm)	Sq ft/Unit	2.58
Units/Pallet	20	Unit Wt	149 lbs

400 mm x 400 mm

PRODUCT INFORMATION

Pallet wt.	2,980 lbs
Sq ft per pallet	51.6 sq ft
Layers per pallet	5
Sq ft per layer	10.32 sq ft

UNIT DIMENSIONS

			
Height	4 3/4" (120 mm)	Units/Layer	6
Width	15 3/4" (400 mm)	Units/Sq ft	.58
Length	15 3/4" (400 mm)	Sq ft/Unit	1.72
Units/Pallet	30	Unit Wt	97.33 lbs

600 mm x 800 mm

PRODUCT INFORMATION

Pallet wt.	3,040 lbs
Sq ft per pallet	51.7 sq ft
Layers per pallet	5
Sq ft per layer	10.32 sq ft

UNIT DIMENSIONS

			
Height	4 3/4" (120 mm)	Units/Layer	2
Width	23 5/8" (600 mm)	Units/Sq ft	.19
Length	31 1/2" (800 mm)	Sq ft/Unit	5.17
Units/Pallet	10	Unit Wt	300 lbs

COLOR OPTIONS

**Special order only:** All colors and architectural blends, textures, and colors are available.



Becomes permeable when installed according to ICPI specifications for permeable pavements with open-graded base and sub-base for infiltration and storage.



# Duragreen®

## Storm Water Management

## Turf Paving System

The open grid design of Duragreen® stones makes them the natural choice for projects where erosion control, soil stabilization and the maintenance of green areas are important. Duragreen® can be used for driveways, boat ramps, lakeside stabilization and service access lanes. Topsoil and grass or aggregate can be placed in the 3" x 3" grid openings.





PRODUCT INFORMATION

Pallet wt	1,710 lbs
Sq ft per pallet	72.8 sq ft
Layers per pallet	7
Sq ft per layer	10.4 sq ft

Install Duragreen® with the grooved face up.  
*The Duragreen® Stones are not covered by the Genest Lifetime Warranty.*



UNIT DIMENSIONS

Height	3 5/8" (90 mm)
Width	15 3/8" (390 mm)
Length	23 3/4" (600 mm)
Units/Pallet	28
Units/Layer	4
Sq ft/Unit	2.56



Becomes permeable when installed according to ICPI specifications for permeable pavements with open-graded base and sub-base for infiltration and storage.

COLOR OPTIONS



Natural

# Outdoor Fire Pits

**Rock Face  
Cap**

**Custom Metal Insert**

Nothing brings people together like a campfire. The Genest Outdoor Fire Pits are easy to set up and come in square or round styles to add elegance to your outdoor living space.





## Square Fire Pit

### PRODUCT INFORMATION

Pallet wt	1,700 lbs
-----------	-----------

Square fire pit comes assembled as a kit on the pallet, including metal insert.  
*Must be removed from pallet and installed per local fire codes.*

### FIRE PIT DIMENSIONS

Outside dimensions	49" x 49" x 15"
--------------------	-----------------

Inside dimensions	24" x 24"
-------------------	-----------

### COLOR OPTIONS



Granite Blend    Earth Blend

## Round Fire Pit

### PRODUCT INFORMATION

Pallet wt	3,054 lbs
-----------	-----------

Layers per pallet	6
-------------------	---

Typical Round Fire Pit consists of 48 Genest Fire Pit Blocks and 1 Metal Insert.

### UNIT DIMENSIONS

Height	4" (102 mm)	Units/Pallet	144
--------	-------------	--------------	-----

Depth	7" (178 mm)	Units/Layer	24
-------	-------------	-------------	----

Length	12" (292 mm)	Unit wt	21 lbs
--------	--------------	---------	--------

### FIRE PIT DIMENSIONS

Outside diameter	44"
------------------	-----

Inside diameter	30
-----------------	----

### COLOR OPTIONS



Granite Blend    Earth Blend    Riverbed  
(Limited Availability)

## Accessory Items



### HEAVY GAUGE STEEL COOKING GRATE

For Genest Round and Square Fire Pits or Camp Fireplace.  
*Sold separately.*



### METAL INSERT

For Genest Round and Square Fire Pits.  
*Comes in kits or can be purchased separately.*

*Each Outdoor Fire Pit is sold with a heavy gauge metal insert. It is important to read the Genest Outdoor Fire Pit installation instructions before you build or use the fire pit. Please ask your Genest dealer for a copy of the installation instructions.*





# Borders & Accents

Just as a picture frame can enhance a work of art, framing a patio, walkway or driveway can create a stunning visual effect for a distinct landscape design.

Several types of Genest Paving Stones arranged in various fashions can be incorporated into borders and accents.

- 1 EASTERN BAY STONE™**  
in Charcoal
- 2 HOLLANDSTONE**  
in Cumberland Blend
- 3 BAXTER STONE®**  
in Granite Blend
- 4 CAMDEN BAY STONE**  
in Charcoal







# Comfort Block

## CB-8 system

### Replace the 8" Block

The new CB-8 system from Comfort Block is designed for projects that normally use standard 8 inch block for rough construction, such as outdoor kitchens and sitting walls. Instead of mortar, use glue!

Take advantage of the built-in utility channel and easily install electrical boxes after the wall has been constructed. The speed of construction with the CB-8 is unprecedented. After the CB-8 wall is constructed, finish with thin veneer, stucco or other similar products.

[Learn More at ComfortBlock.com](http://ComfortBlock.com)







PRECISION CONCRETE BLOCKS FOR A NEW GENERATION OF BUILDING



**8" x 8" x 16" Stretcher**

PRODUCT INFORMATION

Pallet wt	1,417 lbs
Unit Weight	46 lbs
Units per pallet	30
Color	Natural



**8" x 8" x 8" Half**

Pallet wt	1,540 lbs
Unit Weight	25 lbs
Units pallet	60
Color	Natural

## CB-8 SYSTEM: 8" THICK WALL

- + MANUFACTURED TO PRECISE HEIGHT
- + INTERLOCKING SIDES
- + QUICK ASSEMBLY WITH ADHESIVE
- + BUILT-IN ELECTRICAL CHANNEL
- + NO DRYWALL NEEDED
- + INSULATION INSERTS AVAILABLE
- + REPLACES STANDARD 8" BLOCK



MASONRY  
ADHESIVE  
AVAILABLE  
THROUGH  
GENEST

# Highland

## Stone® Retaining Wall

### Natural Stone Texture

### Varied Contours

Create a natural stone appearance with Highland Stone® Retaining Wall. The 3" and 6" system combines earth tones, rich textures, varied contours and all the advantages of the structurally sound rear lip locating system, making it reliable and easy to install. The 3" and the 6" blocks can be installed separately or combined to create a stunning natural-looking wall.



**3"** (Special Order Only)

**PRODUCT INFORMATION**

Pallet wt	3,370 lbs
Sq ft per pallet	30 sq ft
Layers per pallet	10
Sq ft per layer	3 sq ft
Sets per pallet	40
6" / 12" / 18" Set	
All three sizes are together on one pallet.	

**UNIT DIMENSIONS**

			
Height	3" (76 mm)	Units/Layer	4
Depth	12" (305 mm)	Units/Sq ft	8
Length	6" (152 mm)	Sq ft/Unit	.125
Units/Pallet	40	Unit Wt	14 lbs
			
Height	3" (76 mm)	Units/Layer	4
Depth	12" (305 mm)	Units/Sq ft	4
Length	12" (305 mm)	Sq ft/Unit	.25
Units/Pallet	40	Unit Wt	28 lbs
			
Height	3" (76 mm)	Units/Layer	4
Depth	12" (305 mm)	Units/Sq ft	2.70
Length	18" (457 mm)	Sq ft/Unit	.37
Units/Pallet	40	Unit Wt	41 lbs

**6"**

Pallet wt	2,940 lbs
Sq ft per pallet	30 sq ft
Layers per pallet	5
Sq ft per layer	6 sq ft
Sets per pallet	20
6" / 12" / 18" Set	
All three sizes are together on one pallet.	

			
Height	6" (152 mm)	Units/Layer	4
Depth	12" (305 mm)	Units/Sq ft	4
Length	6" (152 mm)	Sq ft/Unit	.25
Units/Pallet	20	Unit Wt	30 lbs
			
Height	6" (152 mm)	Units/Layer	4
Depth	12" (305 mm)	Units/Sq ft	2
Length	12" (305 mm)	Sq ft/Unit	.50
Units/Pallet	20	Unit Wt	59 lbs
			
Height	6" (152 mm)	Units/Layer	4
Depth	12" (305 mm)	Units/Sq ft	1.33
Length	18" (457 mm)	Sq ft/Unit	.75
Units/Pallet	20	Unit Wt	78 lbs

**COLOR OPTIONS**

				
Lakeshore	Granite Blend	Meadow	Riverbed (Limited Availability)	Earth Blend



# Highland

## Stone® Freestanding Wall

**Transforms Space  
with Natural Beauty**

**Versatile**

From courtyards to patios, the multi-piece Highland Stone® Freestanding Wall system is the perfect choice to create a beautiful and natural looking wall. Use them to accent patio designs to turn your outdoor living space into an inviting garden courtyard. 3" and 6" units can be used alone or in combination to create a one-of-a-kind space.



3" (Special Order Only)

PRODUCT INFORMATION

Pallet wt.	2,770 lbs
Sq ft per pallet	27.2 sq ft
Layers per pallet	8
Sq ft per layer	3.4 sq ft


6" / 12" / 18" Set  
All three sizes are together on one pallet.

6"

Pallet wt.	2,750 lbs
Sq ft per pallet	27.6 sq ft
Layers per pallet	4
Sq ft per layer	6.9 sq ft


6" / 12" / 18" Set  
All three sizes are together on one pallet.

UNIT DIMENSIONS

			
Height	3" (76 mm)	Units/Layer	5
Depth	9" (229 mm)	Units/Sq ft	10
Length	6" (152 mm)	Sq ft/Unit	.10
Units/Pallet	40	Unit Wt	10 lbs

			
Height	3" (76 mm)	Units/Layer	5
Depth	9" (229 mm)	Units/Sq ft	4.34
Length	12" (305 mm)	Sq ft/Unit	.23
Units/Pallet	40	Unit Wt	23 lbs

			
Height	3" (76 mm)	Units/Layer	5
Depth	9" (229 mm)	Units/Sq ft	2.85
Length	18" (457 mm)	Sq ft/Unit	.35
Units/Pallet	40	Unit Wt	35 lbs

		
Height	6" (152 mm)	Units/Layer 5
Depth	9" (229 mm)	Units/Sq ft 4.76
Length	6" (152 mm)	Sq ft/Unit .21
Units/Pallet	20	Unit Wt 20 lbs

		
Height	6" (152 mm)	Units/Layer 5
Depth	9" (229 mm)	Units/Sq ft 2.17
Length	12" (305 mm)	Sq ft/Unit .46
Units/Pallet	20	Unit Wt 45 lbs

		
Height	6" (152 mm)	Units/Layer 5
Depth	9" (229 mm)	Units/Sq ft 1.4
Length	18" (457 mm)	Sq ft/Unit .71
Units/Pallet	20	Unit Wt 70 lbs

COLOR OPTIONS

				
Lakeshore	Granite Blend	Meadow	Riverbed (Limited Availability)	Earth Blend



# Highland

## Stone® Column Block

### Increased Wall Stability

### Polished Elegance

When used with the Highland Stone® Freestanding Wall, a column increases wall stability. Placing fixtures on columns is also a great way to incorporate lighting. Columns can be located in the middle or at the end of a wall.

There are numerous ways to cap a column. You can use the Genest cap units, single piece pre-cast units or natural stone.





## Highland Stone® Column 6" Block

### PRODUCT INFORMATION

Pallet wt	2,340 lbs
Sq ft per pallet	22.5 sq ft
Layers per pallet	3
Sq ft per layer	7.5 sq ft

### UNIT DIMENSIONS



#### Straight Face

Height	6" (152 mm)	Units/Layer	10
Depth	9" (229 mm)	Units/Sq ft	1.33
Length	18" (457 mm)	Sq ft/Unit	.75
Units/Pallet	30	Unit Wt	78 lbs

## Highland Stone® Column Cap Single Piece

### PRODUCT INFORMATION

Pallet wt	1,970 lbs
Layers per pallet	4

Highland Cap Unit requires 4 Single Pieces.  
*Use concrete adhesive to glue all pieces when cap is complete.*

### UNIT DIMENSIONS



Height	4" (102 mm)	Units/Layer	6
Depth	16" (406 mm)	Unit Wt	76 lbs
Length	16" (406 mm)		
Units/Pallet	24		

### COLOR OPTIONS



Lakeshore



Granite Blend



Meadow



Riverbed  
(Limited Availability)



Earth Blend

### COLOR OPTIONS



Gray

# Diamond® & Diamond Stone Cut®

## Time-Tested Superior Performance

## Natural Beauty

Diamond® and Diamond Stone Cut® retaining walls can give your landscape a new, improved look using the trusted quality of the anchor retaining wall system technology. Diamond® is the leading choice for builders and landscape contractors.



**Diamond®****PRODUCT INFORMATION**

Pallet wt	3,065/2,840 lbs
Sq ft per pallet	30 sq ft
Layers per pallet	5
Sq ft per layer	6.5 sq ft

**UNIT DIMENSIONS****Straight Face**


Height	6" (152 mm)	Units/Layer	9
Depth	12" (305 mm)	Units/Sq ft	1.41
Length	17" (431 mm)	Sq ft/Unit	.70
Units/Pallet	45	Unit Wt	72 lbs

**Beveled Face**

Height	6" (152 mm)	Units/Layer	9
Depth	12" (305 mm)	Units/Sq ft	1.54
Length	15 3/8" (390 mm)	Sq ft/Unit	.65
Units/Pallet	45	Unit Wt	68 lbs

**COLOR OPTIONS**

Gray



Tan

**Diamond Stone Cut®****PRODUCT INFORMATION**

Pallet wt	2,840 lbs
Sq ft per pallet	30 sq ft
Layers per pallet	5
Sq ft per layer	6 sq ft

**UNIT DIMENSIONS**

Height	6" (152 mm)	Units/Layer	9
Depth	12" (305 mm)	Units/Sq ft	1.50
Length	16" (406 mm)	Sq ft/Unit	.66
Units/Pallet	45	Unit Wt	70 lbs

**COLOR OPTIONS**

Granite Blend



Earth Blend




# Diamond Pro® & Diamond Pro Stone Cut®

## Large Scale Landscape Projects

## Natural Stone Texture

The proven strength of the Diamond Pro® retaining wall system technology along with the choice of the traditional straight face texture or the natural stone appearance of Diamond Pro Stone Cut®, make this product the perfect choice for larger scale landscaping projects.



## Diamond® Pro

### PRODUCT INFORMATION

Pallet wt	3,465 lbs
Sq ft per pallet	45 sq ft
Layers per pallet	5
Sq ft per layer	9 sq ft

### UNIT DIMENSIONS



#### Straight Face

Height	8" (203 mm)	Units/Layer	9
Depth	12" (305 mm)	Units/Sq ft	1
Length	18" (457 mm)	Sq ft/Unit	1
Units/Pallet	45	Unit Wt	75 lbs

### COLOR OPTIONS



Gray



Tan

## Diamond® Pro Stone Cut

Pallet wt	3,465 lbs
Sq ft per pallet	45 sq ft
Layers per pallet	5
Sq ft per layer	9 sq ft

### 7" & 11" Set

Pallet wt	3,250 lbs
Sq ft per pallet	45 sq ft
Layers per pallet	5
Sq ft per layer	8 sq ft

### UNIT DIMENSIONS



Height	8" (203 mm)	Units/Layer	9
Depth	12" (305 mm)	Units/Sq ft	1
Length	18" (457 mm)	Sq ft/Unit	1
Units/Pallet	45	Unit Wt	72 lbs



#### 7"

Height	8" (203 mm)	Units/Layer	8
Depth	12" (305 mm)	Units/Sq ft	2.56
Length	7" (178 mm)	Sq ft/Unit	.39
Units/Pallet	45	Unit Wt	36 lbs



#### 11"

Height	8" (203 mm)	Units/Layer	8
Depth	12" (305 mm)	Units/Sq ft	1.64
Length	11" (280 mm)	Sq ft/Unit	.61
Units/Pallet	45	Unit Wt	46 lbs

### COLOR OPTIONS



Granite Blend



Earth Blend



# Retaining Wall Accessory Products

## Completes Your Landscape Design

## Finishing Touches

Complete your retaining walls with the finishing touches of caps, steps, corners and Torpedo® base block. Crafted with the same rich-textured appearance as our retaining wall and freestanding wall products.





### Cap Block

#### PRODUCT INFORMATION

Pallet wt	3,850 lbs
Sq ft per pallet	27 sq ft
Layers per pallet	10
Sq ft per layer	2.7 sq ft
Linear coverage per unit	1.35 linear ft



#### UNIT DIMENSIONS

Height	3" (76 mm)	Units/Layer	8
Depth	12" (305 mm)	Units/Sq ft	2.9
Length	17" - 15 1/2" (432-394 mm)	Sq ft/Unit	.34
		Unit Wt	44 lbs
		Units/Pallet	80

### Corner Block 6"

#### PRODUCT INFORMATION

Pallet wt	2,265 lbs
Sq ft per pallet	22.5 sq ft
Layers per pallet	3
Sq ft per layer	7.5 sq ft



#### UNIT DIMENSIONS

Height	6" (152 mm)	Units/Layer	10
Depth	9" (229 mm)	Units/Sq ft	1.33
Length	18" (457 mm)	Sq ft/Unit	.75
		Unit Wt	78 lbs
		Units/Pallet	30

### Step Block

#### PRODUCT INFORMATION

Pallet wt	4,300 lbs
Sq ft per pallet	33 sq ft
Layers per pallet	5
Sq ft per layer	6.6 sq ft



#### UNIT DIMENSIONS

Height	6" (152 mm)	Units/Layer	10
Depth	12" (305 mm)	Units/Sq ft	1.51
Length	16" (406 mm)	Sq ft/Unit	.66
		Unit Wt	86 lbs
		Units/Pallet	50

### Pro Corner Block 8"

#### PRODUCT INFORMATION

Pallet wt	2,340 lbs
Sq ft per pallet	30 sq ft
Layers per pallet	3
Sq ft per layer	10 sq ft



#### UNIT DIMENSIONS

Height	8" (203 mm)	Units/Layer	10
Depth	9" (229 mm)	Units/Sq ft	1
Length	18" (457 mm)	Sq ft/Unit	1
		Unit Wt	101 lbs
		Units/Pallet	30

COLORS: Granite Blend, Earth Blend, Tan and Gray

### Color Options



Lakeshore



Granite Blend



Meadow



Riverbed (Limited)



Earth Blend



Tan



Gray

Color options for all Retaining Wall Accessory Blocks, except for the Torpedo® Base Block.

### Torpedo® Base Block

#### PRODUCT INFORMATION

Pallet wt	3,190 lbs
Linear ft per pallet	83 lin ft
Layers per pallet	8
Linear coverage per unit	1.31 lin ft



Color: Natural

#### UNIT DIMENSIONS

Height	4" (102 mm)	Units/Layer	8
Depth	15 3/4" (400 mm)	Units/Lin ft	1.31
Length	11" (280 mm)	Unit Wt	49 lbs
		Units/Pallet	64

# Aspen Stone® & Genest Garden Wall

Stone®

**Decorative  
Landscape Projects**

**Elegant Detail**

Aspen Stone® and Garden Wall Stone are the natural-looking, lightweight choice for decorative projects. They are perfect for DIY projects, building retaining walls, garden planters, and tree rings up to two feet tall.



**Aspen Stone®****PRODUCT INFORMATION**

Pallet wt 3,218 lbs

Sq ft per pallet 46 sq ft

Layers per pallet 6

Sq ft per layer 7.7 sq ft

**Cap**

Pallet wt 2,637 lbs

Sq ft per pallet 29 sq ft

Layers per pallet 6

Sq ft per layer 4.8 sq ft

Linear coverage per unit .875 linear ft

**Genest Garden Wall Stone®**

Pallet wt 3,218 lbs

Sq ft per pallet 46 sq ft

Layers per pallet 6

Sq ft per layer 7.7 sq ft

**Cap**

Pallet wt 2,637 lbs

Sq ft per pallet 29 sq ft

Layers per pallet 6

Sq ft per layer 4.8 sq ft

Linear coverage per unit .875 linear ft

**UNIT DIMENSIONS**

Height 4" (102 mm) Units/Layer 24

Depth 7" (178 mm) Units/Sq ft 3.12

Length 11 1/2" (292 mm) Sq ft/Unit .32

Units/Pallet 144 Unit Wt 22 lbs

**Cap**

Height 2 1/2" (63.5 mm) Units/Layer 24

Depth 8" (203 mm) Units/Sq ft 5

Length 12"-9 1/4" (305-235 mm) Sq ft/Unit .20

Unit Wt 19 lbs

Units/Pallet 144

**UNIT DIMENSIONS**

Height 4" (102 mm) Units/Layer 24

Depth 7" (178 mm) Units/Sq ft 3.12

Length 11 1/2" (292 mm) Sq ft/Unit .32

Units/Pallet 144 Unit Wt 22 lbs

**Cap**

Height 2 1/2" (63.5 mm) Units/Layer 24

Depth 8" (203 mm) Units/Sq ft 5

Length 12"-9 1/4" (305-235 mm) Sq ft/Unit .20

Unit Wt 19 lbs

Units/Pallet 144

**COLOR OPTIONS**

Granite Blend



Earth Blend

**COLOR OPTIONS**

Gray



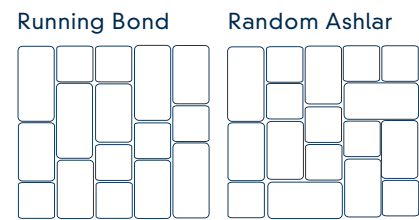
Tan



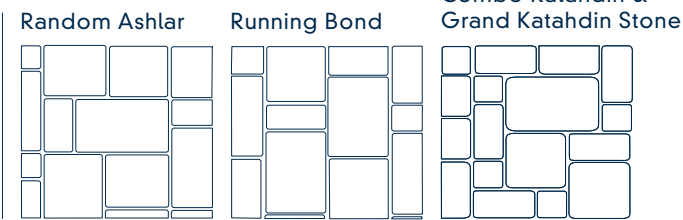
# Paving Stones

## Laying Styles

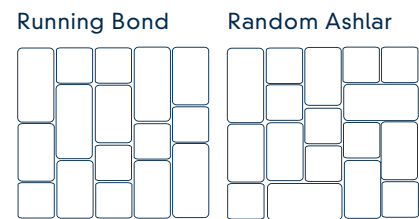
### 7 KATAHDIN STONE®



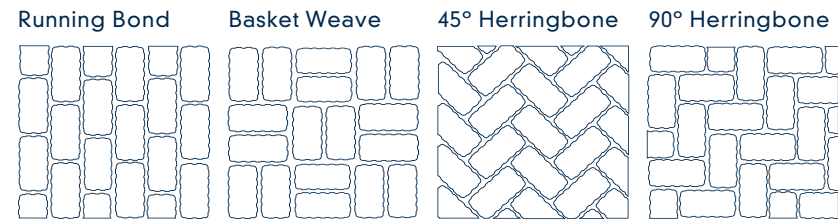
### 9 GRAND KATAHDIN STONE™



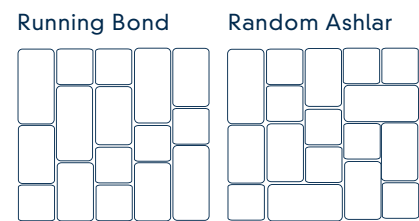
### 13 TIDEWATER STONE®



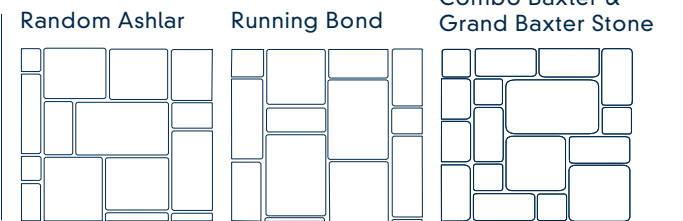
### 15 EASTERN BAY STONE™



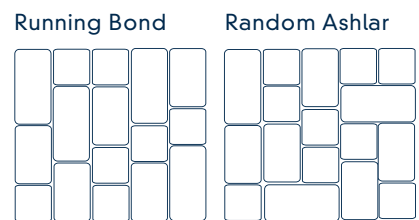
### 17 BAXTER STONE®



### 19 GRAND BAXTER STONE™



### 23 TRADEPORT STONE™

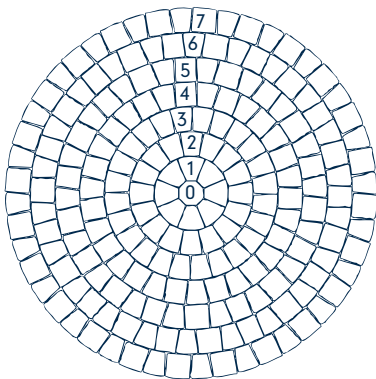


**NOTE:** Some laying styles may not reflect the number of stone sizes within a pallet. In some cases, you may have extra or fewer stones in your design. Examples are not repeating patterns.

11 KATAHDIN  
STONE®  
CIRCLE

21 BAXTER  
STONE®  
CIRCLE

7 Ft  
Circle  
Layout



STARTING FROM THE CENTER:

- 7' CIRCLE  
*Center:* 1 center piece  
*Ring 1:* 8 large wedges  
*Ring 2:* 16 small wedges  
*Ring 3:* 24 small wedges  
*Ring 4:* 15 small wedges & 15 rectangles  
*Ring 5:* 18 small wedges, 9 rectangles & 9 squares  
*Ring 6:* 21 small wedges, 11 rectangles & 12 squares  
*Ring 7:* 24 small wedges, 24 squares & 1 rectangle  
 9' 10" CIRCLE  
*Ring 8:* 29 small wedges, 15 squares & 14 rectangles  
*Ring 9:* 32 small wedges, 17 squares & 16 rectangles  
*Ring 10:* 35 small wedges, 25 squares & 11 rectangles

25 CAMDEN BAY STONE

		6x6 & 6x9	6x6 & 6x9
6x6 Running Bond	6x9 Running Bond	Running Bond	I-pattern

27 HARBORLINE BRICK®

Running Bond	Basket Weave	45° Herringbone	90° Herringbone

29 HOLLANDSTONE

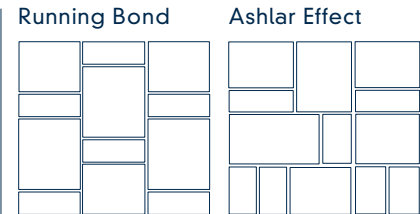
Running Bond	Basket Weave	45° Herringbone	90° Herringbone

31 STORMWATER BRICK®

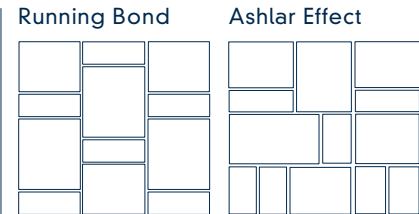
Running Bond	Basket Weave	45° Herringbone	90° Herringbone

# Large Format Stones Laying Styles

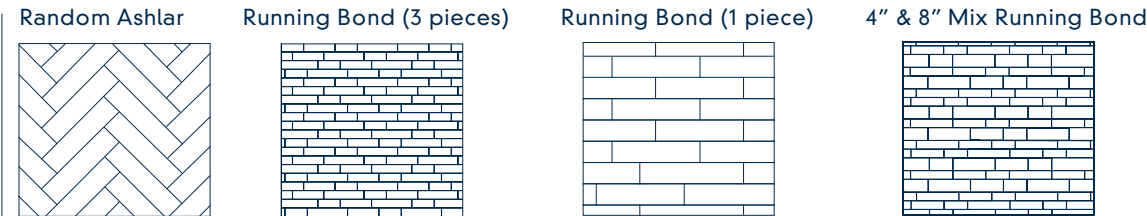
## 33 WINDHAM RIDGE FLAGGING™



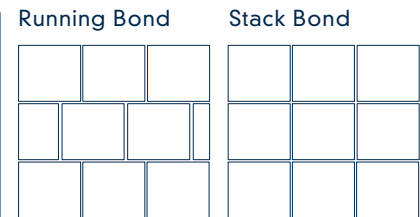
## 35 KENNEBEC FLAGGING



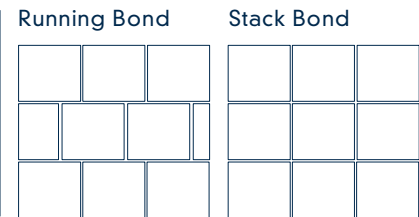
## 37 & 39 PORTLAND PLANK STONE



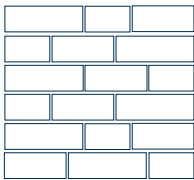
## 41 JORDAN BAY FLAGGING



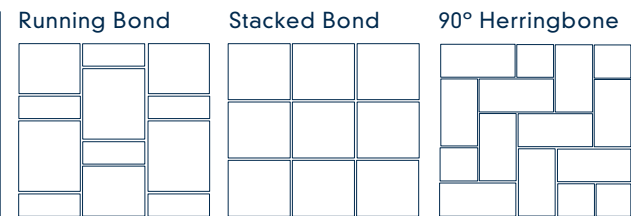
## 43 LEXINGTON PARK TILE




## 45 BLUE HILL FLAGGING™ DENMARK TILE™



## 49 XXL PLAZA STONE



## 51 DURAGREEN®



**NOTE:** Some laying styles may not reflect the number of stone sizes within a pallet. In some cases, you may have extra or fewer stones in your design. Examples are not repeating patterns.



**Top:** 13 TIDEWATER STONE™ in Lakeshore

**Bottom:** 19 GRAND BAXTER™ in Granite Blend, 21 BAXTER CIRCLE® in Earth Blend,

29 HOLLANDSTONE BORDER in Charcoal, 53 FIREPIT in Earth Blend & 61 HIGHLAND® FREESTANDING WALL in Earth Blend



# Genest Paving Stone & Walls

## Transferable Lifetime Warranty

**Genest is pleased to offer a transferable lifetime warranty on the structural integrity of our paving stones and landscape retaining walls for residential use.**

This warranty protects against structural failure of our paving stones and retaining walls under normal conditions, including exposure to de-icing salts. We certify that our paving stones conform to the most current specification standards by the Interlocking Concrete Pavement Institute (ICPI) and ASTM Standard Specifications for Concrete Unit Pavers. We certify that our landscape retaining walls conform to the most current specification standards by the National Concrete Masonry Association (NCMA) and the ASTM Standard Specifications for Segmental Retaining Walls.

If our pavers or retaining walls prove to be structurally defective, we will replace the product. Replacement labor is not included and no guarantee of color matching can be made.

This warranty goes into effect on the date of purchase, and is transferable with property ownership. Proof of purchase required and certain limitations and exclusions apply.

Review and download the complete warranty with its limitations and exclusions. Please visit [www.genestconcrete.com](http://www.genestconcrete.com) or call our sales department at 1-800-649-4773 or ask a sales representative to see a copy.

Genest manufactures retaining walls under license from Anchor Wall Systems, Inc.



**Structural Integrity**

**Durable**

**Salt Resistance**

**Limited Lifetime Warranty**





9 GRAND KATAHDIN STONE™, 7 KATAHDIN STONE® &  
61 3" HIGHLAND STONE® FREESTANDING WALL in Lakeshore







Manufactured at:  
36 Wilson St. Sanford, ME 04073

**[genestconcrete.com](http://genestconcrete.com)**